

HOW TO JOIN A CARDINALS CONNECT COMPASS GROUP AND START A MENTORING RELATIONSHIP

STEP 1

Create an account at CardinalsConnect.com

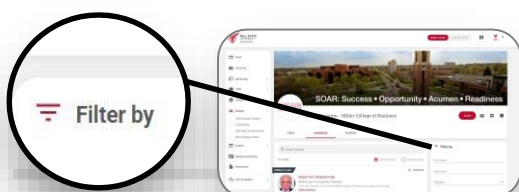


STEP 2

From the home page click groups

STEP 3

From the groups page, click on the “Compass” group of your choice

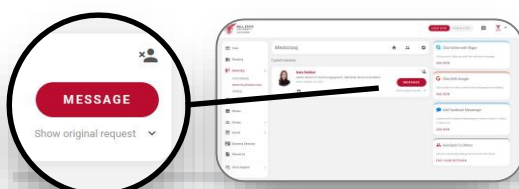


STEP 4

In MEMBERS tab, search for appropriate match

STEP 5

On selected user profile click on “request help” and select how you would like help option. Send an opening message

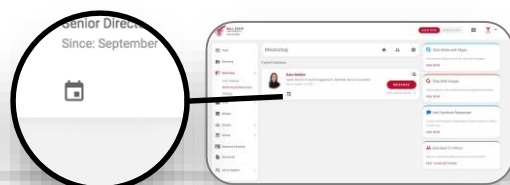


STEP 6

Once request is accepted, go to the mentoring relationship tab located on the left hand side off the page. Send your resume or questions by clicking on the message button

STEP 7

Schedule a meeting with your alum through the platform to discuss your resume and program goals by clicking on the schedule button



**BALL STATE
UNIVERSITY**
Alumni Association

Initiating a conversation:

Example text

Dear Mike Jones,

My name is Monica Smythe, and I am a second-year English major at Ball State. Thank you for volunteering your time to provide guidance and support to students via Cardinals Connect. I am very interested in pursuing a career in your field after I graduate from Ball State.

Would you be willing to meet with me for 30 minutes in the next two weeks for an informational interview/to go over my resume/etc.? I would value the opportunity to meet with you to learn more about what you do/get feedback on how to articulate the skills I acquired in my major/talk about what additional skills and experiences I should pursue/how I can acquire the skills and experiences that employers seek in their applicants.

Thank you for considering!

Warm regards,
Monica Smythe



**BALL STATE
UNIVERSITY**

Alumni Association